

RockTopo climbing guides are intended to provide documented information, directions and routes descriptions for the rock climbing at the cliff or area covered by the guide. The guides are intended to supplement the local published guides to these climbing areas. These guides will be updated to reflect new routes and to provide current access details. RockTopo guides may be obtained by free download from the Internet. RockTopo guides may be distributed free of charge.

A free climbing guide provided by RockTopos
<http://d.1asphost.com/costablancarock/>
Published 2006 - 2007



RockTopos Climbing Guide Costa Blanca Cabezon D'or

A free climbing guide provided by RockTopos
<http://d.1asphost.com/costablancarock/>
Published 2006-2007 Revision 2

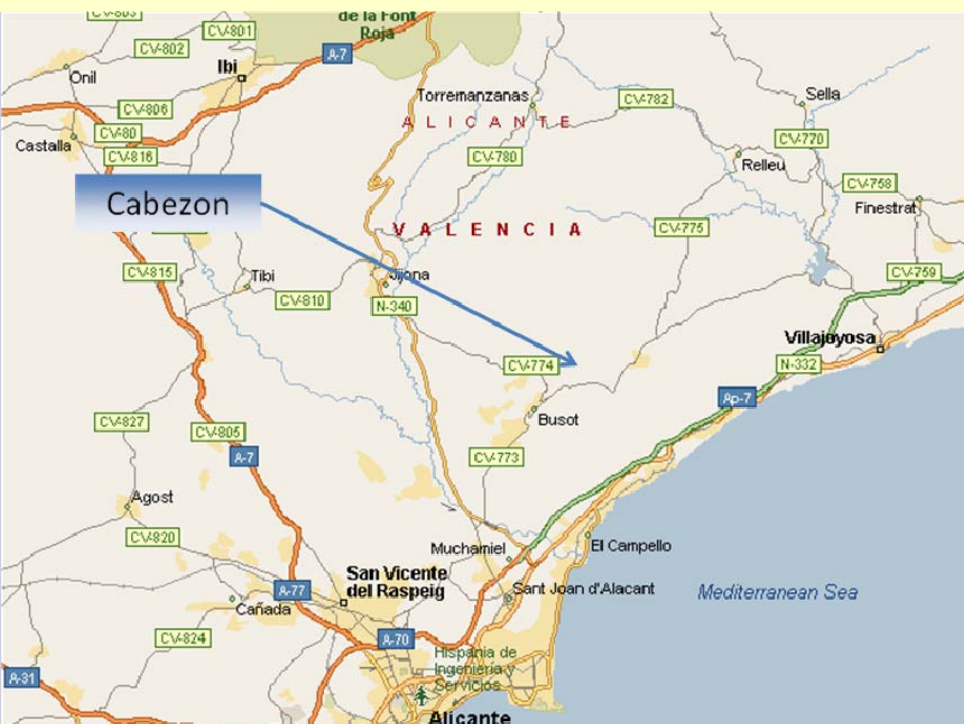
This publication is a rock climbing guide to the Cabezon massif in the Costa Blanca region of Spain.

The Cabezon D'Or is the name of a high peak inland just north of Alicante. There is a wide variety of rock climbing on the western faces of the ridge, close to the town of Busot. The climbing consists of a number of sectors of which three are included below. Sector Sucina provides hard sport climbing and the sectors Pena de Alicante and Paredon de los Alcoyanos traditional routes, sometimes with one or two aid points.

The guide has been created to document the sport routes in the sector Sucina. In addition a summary of the routes in sectors Pena de Alicante and Paredon de los Alcoyanos are listed as an enticement to prospective climbers. Full details are not provided for these routes. It is recommended to use the publications listed in the References section. These should enable climbers to find and ascend the climbs.

GENERAL APPROACH

From the A7 motorway from Alicante/Valencia take the exit for Busot (N340). From there take the N-332 towards Jijona (Xijona). On entering Busot take the left turn following the signs for the Caves of Canelobre (Cuevas De Canelobre) and a short distance before them on a corner, take the first of two tracks on the left. Follow the instructions at the start of each sector from here.



Graded List

8b+	<input type="checkbox"/>
8b	<input type="checkbox"/>
8a+	<input type="checkbox"/> Pasion
8a	<input type="checkbox"/> Columneta
7c+	<input type="checkbox"/>
7c	<input type="checkbox"/> Sensacion de Pinzar
7b+	<input type="checkbox"/>
7b	<input type="checkbox"/>
7a+	<input type="checkbox"/> Dragonste
7a	<input type="checkbox"/>
6c+	<input type="checkbox"/> Pitulicha
6c	<input type="checkbox"/>
6b+	<input type="checkbox"/> Usoara
6b	<input type="checkbox"/>
6a+	<input type="checkbox"/>
6a	<input type="checkbox"/>

- 5. IV+
- 6. V
- 7. V+
- FA. Juan Navarro, Jose Giner,

21. Chorro/Pomares **V+/A1**

280m. Equipped with pitons. Requires nuts and pitons.

- 1. IV+
- 2. IV
- 3. A1/IV+
- 4. III
- 5. IV+
- 6. A1/V+
- 7. IV+

FA. P Chorro, Manola Pomares, May 1980

22. La Sombra del Sol **6b/A1**

250m. Equipped with bolts and pitons. Requires quickdraws and friends.

- 1. 50m. V
- 2. 35m. V+
- 3. 20m. IV
- 4. 35m. 6b
- 5. 50m. 6a
- 6. 50m. IV+
- 7. 30m. A1(7^{a+})/6c+
- 8. 40m. V

FA. Jaime Ferrandez, Chema Ramirez, Manolo Pomares, March 1982

23. Directa Agullo/Pomares **V/A1**

240m. Equipped with pitons. Requires nuts and friends.

- 1. A2/V-
- 2. A1/IV+
- 3. IV+
- 4. V
- 5. V
- 6. V+

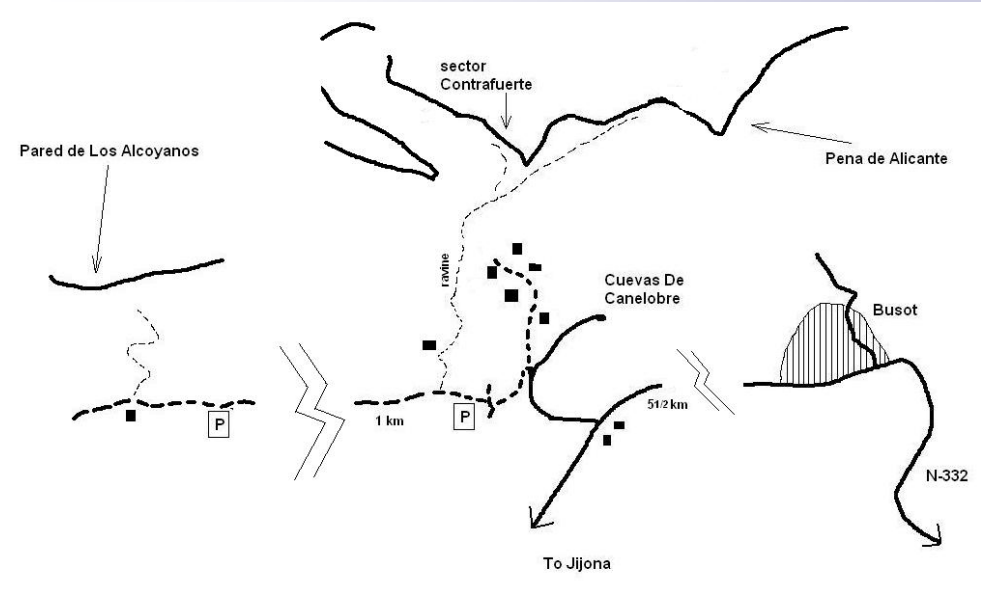
FA. Juan Agullo, Manolo Pomares, March 1980

24. Fardachos **A2/6c**

200m. Equipped with pitons. Requires pitons and friends.

- 1. 6a
- 2. A1/6a
- 3. A1/6a
- 4. A1(6b)

FA. Pascual Chorro, Manolo Pomares, 1984




ASPECT AND CLIMATE

Cabezon D'Or is a massive expanse of rock facing north at an altitude of 700m. It remains in the shade until 4pm in the summer. In the winter it is in the shade all day. The climbs are long and steep. A 70m or longer rope is required on many of the routes.

GEAR

All the routes are well protected by 10mm bolts and finish at good belays. Some of the routes have in-situ gear.



► Sector Sucina

15. Torreon de le Mina **V/A2**
 200m. Equipped with pitons. Requires nuts and pitons.

- 1. A1/V
- 2. IV+
- 3. II
- 4. A2
- 5. A2

FA. Rafael Botella, Juan Montesinos, September 1973

16. Libro de Eibon **V+**
 90m. Equipped with pitons. Requires nuts and friends.

- 1. V+
- FA. Jesús Ruiz, Pepe Sirvent,

17. Diedre del Pou **V+**
 220m. Equipped with bolts. Requires quick-draws.

- 1. 6a
- 2. V
- 3. I
- 4. IV
- 5. V
- 6. 6a

FA. Jose Beltra, Manola Pomares, 1982

18. Delicatessen **6c *****
 160m. Equipped with bolts. Requires quick-draws and small friends.

- 1. 40m. 6b
- 2. 30m. 6b+
- 3. 30m. 6b
- 4. 30m. 6b+

FA. D Mora, JJ Quesada 1992

19. El Cabeca **V+/A1 *****
 240m. Equipped with pitons. Requires nuts and friends.

- 1. 40m. IV/IV+
- 2. 30m. IV/IV+
- 3. 35m. IV/IV+
- 4. 25m. IV
- 5. 50m. IV
- 6. 30m. V/A1

FA. F Higerasa, J Maldonado December 1974

20. Via Navarro-Giner/Sin Datos **V+**
 200m. Equipped with pitons. Requires quickdraws.

- 1. IV+
- 2. V
- 3. V
- 4. V-

- 9. Cocoliso** **6a**
 175m. Equipped with bolts and pitons. Requires quick-draws and friends.
 1. IV+
 2. V+
 3. V+
 4. 6a
 5. 6a
 FA. Jesús Ruiz, June 1984
- 10. Rafa Gutierrez** **V+**
 200m. Equipped with pitons. Requires quick-draws and friends.
 1. V-
 2. V+
 3. V
 4. V
 5. III
 6. V+
 7. V-
 FA. M Pomares, R Gutierrez, June 1980
- 11. Indomable** **8a**
 40m. Fully bolted line.
 1. 40m. 8a
 FA. Jesús Ruiz, Ivan Hdez
- 12. Hombres de Acero** **7b+**
 40m. Fully equipped.
 1. 40m. 7b+
 FA. Jose Quesada, Oscar Jiménez, Juan Jimenez
- 13. Patricia Rítmica** **6c**
 235m. Equipped with pitons. Requires nuts and friends.
 1. 7a/A2
 2. I
 3. 6a
 4. V
 5. V+
 FA. Jesús Ruiz
- 14. Mapaju** **V+/A1**
 210m. Equipped with pitons. Requires pitons.
 1. V
 2. V-
 3. II
 4. V
 5. A1/V
 FA. Manolo Pomares, J Agullo, Paco Macia, November 1978

INFORMATION

All rights reserved. Copyright © RockTopos 2006.

Every effort has been made to make this publication as accurate as possible however the information provided is on an as-is basis. The descriptions of routes and the grades are recorded to assist the climber to attempt routes within their ability. Where the correct route name is not known a substitute is added in brackets ().

The publication of this topo does not imply any right of access or right to climb on this cliff.

The author does not recognise any liability for injury or damage caused to, or by, climbers, third parties or property arising from the use of the information provided in this publication.

New information and updates to this guide are available at

<http://d.1asphost.com/costablancarock/>

<http://www.freewebs.com/costablancarock/>

If you have any comments, additional routes or corrections please e-mail these to

rocktopos@hotmail.com

REFERENCES

Additional information is available in climbing guides:

112 Propuestas De Escalada En La Comunidad Valenciana.

Escalada Y Senderismo en el Cabeco d'Or (Busot). Written by Manolo Pomares. It is highly recommended to purchase this guide as the proceeds go towards funding new routes in the area.

Spanish magazine Desnivel No 148. The topos in the magazine are available on the Desnivel web site (<http://www.escuelasdeescalada.com/>) although the quality is quite poor.

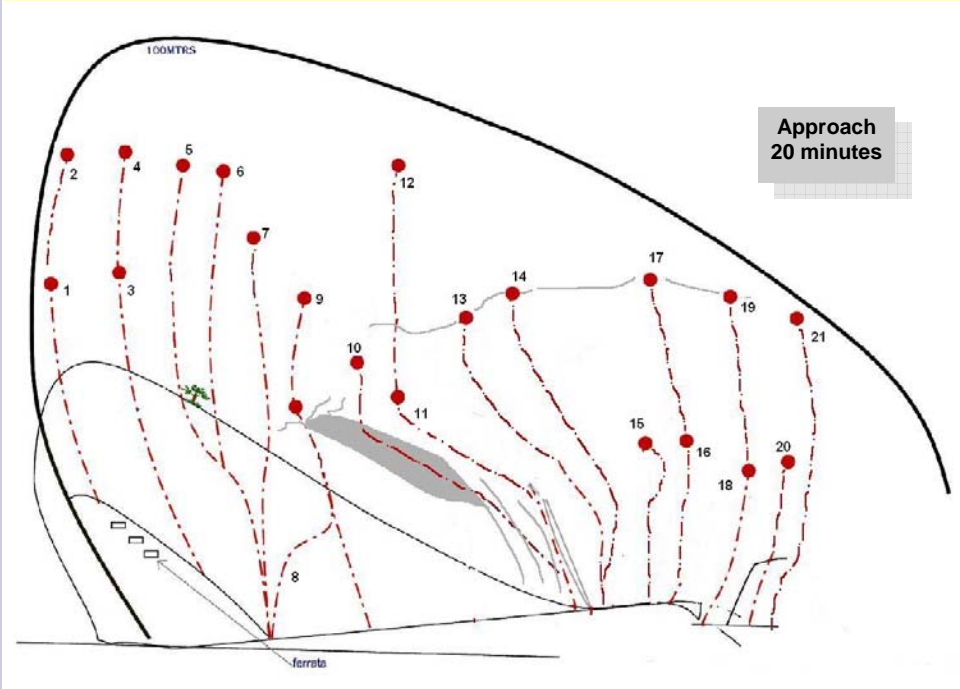
Also check the web site <http://www.climbermania.com>

Sector 1: Sucina

APPROACH

Follow the rough track which becomes asphalt to where the asphalt finishes. For sectors Sucina and Pena de Alicante park on the left close to some pine trees. In front of the parking is a wall and the footpath begins at its right up the shallow ravine passing by the house on it's right. The walk up the ravine to the foot of sector Sucina takes 20 minutes.

This section is described from left to right. Many routes have some gear in-situ. The intermediate belays are often a malion on a single bolt (and may not always be in place).



- 1. Rocinante** **7c** ★★

30m. Climb the ferrata to the start of the route. Follow tufas up the overhanging wall to a belay at 30m.
F.A.
- 2. Superrocinante** **8b** ★★

15m. Continuation above
F.A.
- 3. Sensacion de Pinzar** **7c** ★★★

40m. Just before the ferrata climb hanging tufas up the wall to a belay on the skyline.
F.A.

- 4. Horrible Superior** **6c, 7a/7b**

220m. Equipped with pitons. Requires pitons and friends

 1. 7b
 2. 6c+
 3. 6^a+
 4. 6^a+
 5. V
 6. V

FA. Manolo Pomares, Pascual Chorro, 1983

- 5. Lupercalla** **6c**

200m. Equipped with pitons. Requires nuts.

 1. 6a
 2. 6a
 3. 6c
 4. V+
 5. IV+
 6. III

FA. Nacho Sanchez, Manolo Pomares, Chema Ramirez, April 1982

- 6. Zarabandarra** **6c+ *****

240m. Equipped with bolts and pitons. Requires quick-draws.

 1. IV+/V
 2. 6b
 3. 6c+ (6b+/A0)
 4. 6b
 5. 6b
 6. III

FA. J Ruiz, M Pomares, February 1983

- 7. GENE** **V- *****

320m. Equipped with bolts and pitons. Requires quick-draws.

 1. 45m. IV+
 2. 45m.
 3. 55m. IV+
 4. 55m. IV+
 5. 50m. V
 6. 50m. IV/V

FA. P J Notario, G Llobet, November 1974

- 8. Don de Volar** **6c+ *****

200m. Equipped with bolts and pitons. Requires quick-draws.

 1. 40m. 6a
 2. 40m. 6c+ (A1/6a)
 3. 40m. 6b
 4. 30m. V+
 5. 40m. V
 6. 50m. III

FA. J Ruiz, C Ramirez, M Pomares, May 1982

Sector: Paredon de los Alcoyanos


APPROACH

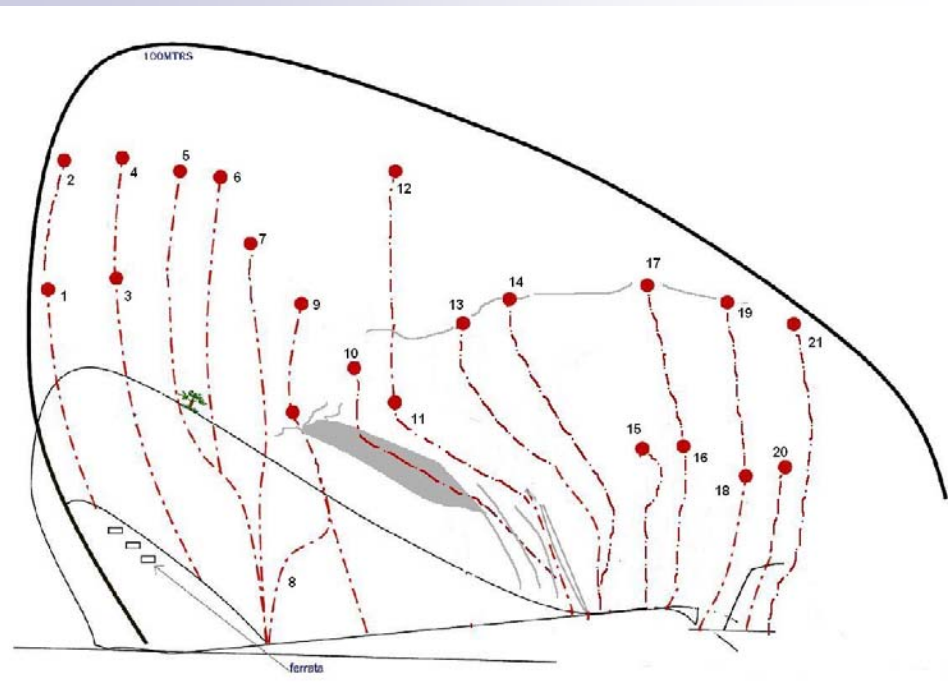
For Pared de Los Alcoyanos, continue along the tract for a further kilometre and again park on the left of the track. Then follow the track on foot to the house and from there take a footpath to the crag.

A topo is available on the Desnivel web site (<http://www.escuelasdeescalada.com/>) although the quality is quite poor.

- 1. **Arista** **V/A2**
 180m. Equipped with pitons. Requires 8 pitons and friends.
 1. A2/V-
 2. A1/IV+
 3. III
 4. A2/V+
 5. A1/IV+
 FA. Juan Maldonado, Fdo Higuera, November 1974
- 2. **Frits Ulrich** **6b**
 195m. Equipped with pitons. Requires 8 pitons and friends.
 1. 45m. 6b/A1
 2. 45m. V+/A1
 3. 45m. V+/A1
 4. 40m. 6b
 5. 20m. III
 FA. V Bernabeu, F Catala, M Bernabeu, October 1995
- 3. **Murciana** **6a**
 220m. Equipped with pitons. Requires pitons and friends.
 1. A2/V
 2. A1/IV+
 3. V+
 4. A2/V-
 5. V+
 6. IV
 FA. Miguel Garcia Gallego, Jose Gallego, June 1980

- 4. **Supersensacion de Pinzar** **8a** ★★
 15m. 8a when combined with route 2.
 F.A.
- 5. **Aromas del cabezon** **8b** ★★★
 40m. The wall to the left of the tree.
 F.A.
- 6. **Inima**..... **?** ★★
 40m. The wall and scoop to the right of the tree.
 F.A.
- 7. **27 Primaveras**..... **8a** ★★
 40m. The wall to the right.
 F.A.
- 8. **?**..... **7a** ★★
 20m. From the base of the gully climb the awkward wall to the large break at the left side of the roof. Pull more easily through this to a intermediate belay.
 F.A.
- 9. **Terra** **7c+** ★★★





- 10. Danza Mora** **Project** ★★
 30m. Start at the base of the gully and follow the low line through the roof.
 F.A.
- 11. Clemencia** **8a** ★★★
 20m. Start at the base of the gully and take a higher line through the roof.
 F.A.
- 12. Superclemencia** **¿?** ★★★
 20m. The continuation is still a project.
 F.A.
- 13. Columneta** **8a** ★★★
 30m. Superb climb up tufa's and pockets in the steep wall with a boulder problem move half way up the route.
 F.A.
- 14. Pasion** **8a+** ★★★
 30m. Start in the same point as Columneta and climb more directly up the tufa's and pockets.
 F.A.
- 15a. ?** **?** ★★
 40m. Start up Dragonste to reach the flake. Pull up this and continue up the wall on the left until it's possible to move back to a very thin tufa running up the wall. (Long hanging sling here).
 F.A.

FA. Julio Garces, Jesús Conejero, Manolo Pomares, 1982

6. Espolon Payju.....

250m. Requires large nuts.

- 1. 35m. IV+
- 2. 30m. V
- 3. 30m. V
- 4. 30m. IV+
- 5. 20m. IV+
- 6. 50m. A1/V (6B)

FA. J Agullo, F Dura, September 1973

V/A1 ***

7. Treblinca

160m. Equipped with bolts. Requires friends.

- 1. 6c
- 2. V
- 3. IV+
- 4. 6a

FA. Jaime Ferrandez, Manolo Pomares, October 1982

6c

8. Hollandais

70m. Equipped with pitons.

- 1. 6b
- 2. 6a
- 2a. 7a
- 3. V+

FA. Hanf Vandern Miller

6c

9. Pieternella

60m. Equipped with pitons.

- 1. V
- 2. V+

FA. Hanf Vandern Miller

V+

10. Sr. J.R.

50m. Fully pegged + bolted.

- 1. 6a
- 2. 6a+

FA. Hanf Vandern Miller

6a


11. Diedro Petit

53m. Pitons and requires Friends.

- 1. IV+/A1
- 2. IV+/A1

FA. Juan Orts, Paco Dura, February 1973

IV+/A1



► Steve Roberts warming up on Usoara (6b+)

15. Dragonste

22m. Gain the large flake in the wall and continue up thin tufas to a steep finish.

F.A.

7a+



16. Pitulicha

22m. Right of some old bolts, technical climbing leads to towards an easier steep upper section past the obvious crack in a small roof.

F.A.

6c+



17. Pitulichon.....

20m. Continuation up headwall.

F.A.

7c+



18. Usoara.....

22m. Start up the short corner and follow a line up the wall to a belay above a small cave.

F.A.

6b+



19. Foarte Usoara.....

20m. Continuation up the wall above.

F.A.

7a *

20. Fiager

40m. Very long pitch started by climbing the front on the boulder.

7a+ *

Sector Pena de Alicante

APPROACH

Follow the rough track which becomes asphalt to where the asphalt finishes. For the sector park on the left close to some pine trees. In front of the parking is a wall and the footpath begins at its right up the shallow ravine passing the house on it's right. The walk up the ravine towards the foot of sector Sucina. Lucrecia is to the left of sector Sucina whilst the other routes start to the right. The walk will take 20 to 30 minutes.



The routes are described from left to right.

- 1. **Lucrecia** **V**
 90m. Equipped with pitons. Requires nuts.
 1. IV
 2. V
 3. V-
 FA. Agustin Peñalver, Rafael Botella. March 1973
- 2. **Alicia en el Pais De Vertical** **7b+/A2**
 200m. Equipped with bolts and spits. Requires quick-draws.
 1. 6a
 2. A2/7b+

- 3. V+
 4. 6c
 5. 6a
 FA. Jesús Ruiz, Manolo Pomares, January 1983
- 3. **Fanzine** **V+**
 270m. Equipped with pitons. Requires nuts and friends.
 1. IV
 2. V
 3. IV+
 4. V+
 5. V-
 6. V-
 FA. Rene Otaegui, Tino Nunez
- 4. **Univesitat D'Alicant** **6a**
 200m. Equipped with pitons. Requires small nuts and friends.
 1. IV
 2. V+
 3. V
 4. 6a
 5. -
 6. V-
 7. V-
 FA. Ramon Pagan, Manolo Pomares, Tano Mas, July 1999
- 5. **Notario** **6b**
 200m. Equipped with pitons. Requires nuts and friends.
 1. IV
 2. 6b
 3. III
 4. V-
 5. V-
 FA. Pedro Quiles, Manolo Pomares, 1999
- 4. **Arista Agullo** **IV**
 80m. Equipped with pitons. Requires nuts and friends.
 1. IV-
 2. IV
 3. IV
 FA. Paco Macia, Juan Agullo
- 5. **Hipertension** **7a**
 140m. Equipped with pitons. Requires nuts.
 1. 7a
 2. 6c (6a/A1)
 3. V
 4. 6a